

Primerjalni indeksi porazdelitve stroškov zmogljivosti (CAA)

na podlagi 5. člena Uredbe Komisije (EU) 2017/460 z dne 16. marca 2017 o oblikovanju kodeksa omrežja o usklajenih tarifnih strukturah za plin

Izračun primerjalnega indeksa CAA - Matrična metoda

Izračun primerjalnega indeksa CAA - CWD metoda

Izračun primerjalnega indeksa CAA - Matrična metoda

Izračunane tarife po varianti: **Referenčna cena I - Brez načrtovanega primanjkljaja**

Vstopne tarife

Entry points	Tariff	Tariff (MAP)
Ceršak	0,14020	0,14020 €/kWh/day
Rogatec	0,03413	0,03413 €/kWh/day
Šempeter pri Gorici	0,78168	0,78168 €/kWh/day
Slovenija	0,31867	0,31867 €/kWh/day

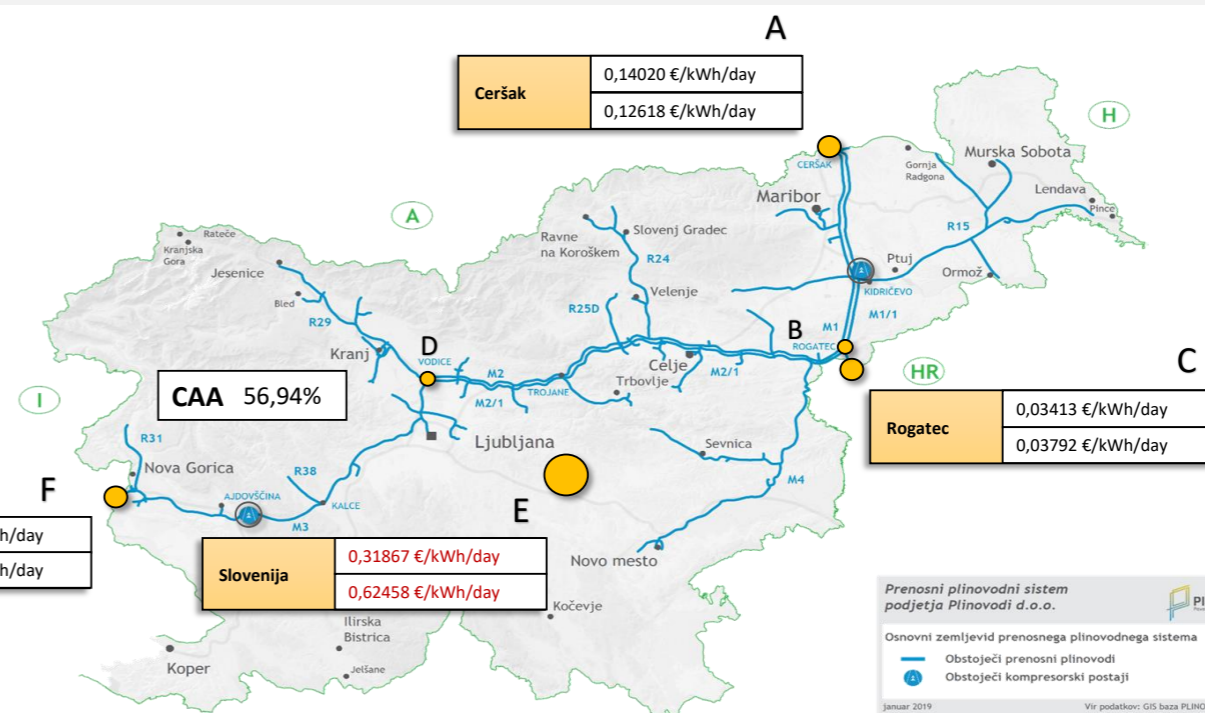
Izstopne tarife

Exit points	Tariff	Tariff (MAP)
Ceršak	0,12618	0,12618 €/kWh/day
Rogatec	0,03792	0,03792 €/kWh/day
Šempeter pri Gorici	0,86854	0,86854 €/kWh/day
Slovenija	0,62458	0,62458 €/kWh/day

	REZULTAT
Ratio intra	0,00275
Ratio cross	0,00153
CAA	56,94%
justification required	

Average booked capacity [kWh/day/year]			
Entry section		Exit section	
Ceršak	44.336.352	Ceršak	-
Rogatec	1.004.773	Rogatec	13.427.254
Šempeter pri Gorici	1.797.658	Šempeter pri Gorici	692.165
Slovenija	-	Slovenija	53.212.366

Šempeter pri Gorici	0,78168 €/kWh/day
	0,86854 €/kWh/day



Entry	Distance (km)			
	Ceršak	Rogatec	Šempeter pri Gorici	Slovenija
Ceršak	0,00	61,83	267,04	166,72
Rogatec	61,83	0,00	212,62	112,29
Šempeter pri Gorici	267,04	212,62	0,00	100,32
Slovenija	104,00	88,00	293,00	192,00

Average distance (km) for each entry point		
Entry points	to intra exits	to cross exits
Ceršak	166,72	71,89
Rogatec	112,29	212,62
Šempeter pri Gorici	100,32	212,62
Slovenija	192,00	98,05

Entry	Capacity (kWh/d)				Total
	Ceršak	Rogatec	Šempeter pri Gorici	Slovenija	
Ceršak					44.336.352
Rogatec					1.004.773
Šempeter pri Gorici					1.797.658
Slovenija					0
Total	0	13.427.254	692.165	53.212.366	
Drivers for Exit Points	0	909.101.412	184.001.016	8.675.085.399	

Driver for each Entry (Intra-Use)	Driver for each Entry (Cross-Use)	Entry Cap (Intra-Use)	Entry Cap (Cross-Use)
5.177.713.263	954.697.905	31.056.342	13.280.010
79.031.346	63.989.767	703.815	300.958
126.323.728	114.485.279	1.259.208	538.450
0	0	0	0
Totals:		33.019.364	14.119.419

Acc. to Art 5(5)(a)

Average distance (km) for each exit point to the group of entry points				
	Ceršak	Rogatec	Šempeter pri Gorici	Slovenija
	193,46	67,71	265,83	163,03

Entry tariffs		Exit tariffs			
		Ceršak	Rogatec	Šempeter pri Gorici	Slovenija
		0,12618	0,03792	0,86854	0,62458
Ceršak	0,14020				
Rogatec	0,03413				
Šempeter pri Gorici	0,78168				
Slovenija	0,31867				

Capacity revenue (€)	42.001.157
Entry share	18%
Exit share	82%

Entry revenues	7.655.443
Exit revenues	34.345.714

Entry revenues dedicated for Intra	5.362.418
Entry revenues dedicated for Cross	2.293.025
Exit revenues from Intra	33.235.380
Exit revenues from Cross	1.110.334
Revenue for Intra	38.597.797
Revenue for Cross	3.403.359

Acc. to Art 5(5)(c)

Acc. to Art 5(5)(b)

Cost driver for Entry Intra	5.383.068.337
Cost driver for Exit Intra	8.675.085.399
Cost driver for Intra	14.058.153.736
Cost driver for Entry Cross	1.133.172.951
Cost driver for Exit Cross	1.093.102.428
Cost driver for Cross	2.226.275.379

Izračun primerjalnega indeksa CAA - CWD metoda

Izračunane tarife po varianti: **Referenčna cena I - Brez načrtovanega primanjkljaja**

Vstopne tarife

Entry points	Tariff
Ceršak	0,44597 €/kWh/day
Rogatec	0,42763 €/kWh/day
Šempeter pri Gorici	0,44404 €/kWh/day
Slovenija	0,43921 €/kWh/day

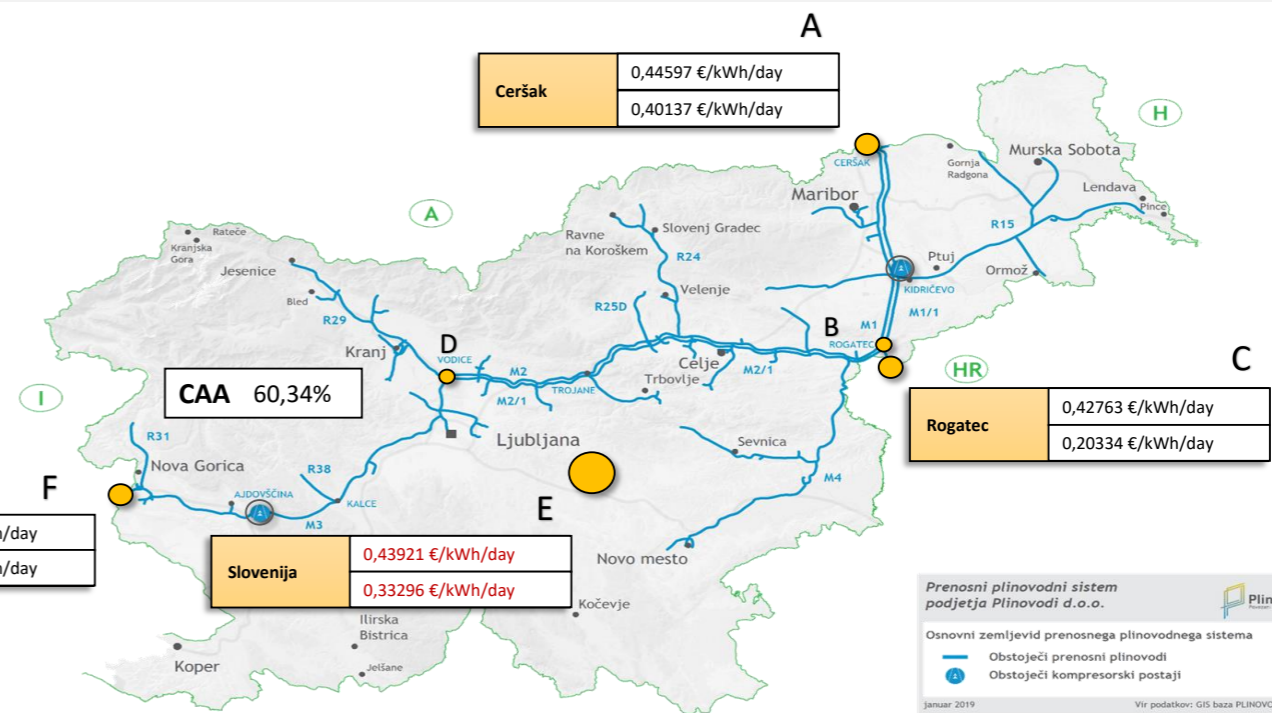
	REZULTAT
Ratio intra	0,00231
Ratio cross	0,00430
CAA	60,34%
justification required	

Izstopne tarife

Exit points	Tariff
Ceršak	0,40137 €/kWh/day
Rogatec	0,20334 €/kWh/day
Šempeter pri Gorici	0,79826 €/kWh/day
Slovenija	0,33296 €/kWh/day

Average booked capacity [kWh/day/year]			
Entry section		Exit section	
Ceršak	44.336.352	Ceršak	-
Rogatec	1.004.773	Rogatec	13.427.254
Šempeter pri Gorici	1.797.658	Šempeter pri Gorici	692.165
Slovenija	-	Slovenija	53.212.366

Šempeter pri Gorici	0,44404 €/kWh/day
	0,79826 €/kWh/day



Entry	Distance (km)			
	Ceršak	Rogatec	Šempeter pri Gorici	Slovenija
Ceršak	0,00	61,83	267,04	166,72
Rogatec	61,83	0,00	212,62	112,29
Šempeter pri Gorici	267,04	212,62	0,00	100,32
Slovenija	104,00	88,00	293,00	192,00

Entry points	Average distance (km) for each entry point	
	to intra exits	to cross exits
Ceršak	166,72	71,89
Rogatec	112,29	212,62
Šempeter pri Gorici	100,32	212,62
Slovenija	192,00	98,05

Entry	Capacity (kWh/d)				Total
	Ceršak	Rogatec	Šempeter pri Gorici	Slovenija	
Ceršak					44.336.352
Rogatec					1.004.773
Šempeter pri Gorici					1.797.658
Slovenija					0
Total	0	13.427.254	692.165	53.212.366	
Drivers for Exit Points	0	909.101.412	184.001.016	8.675.085.399	

Driver for each Entry (Intra-Use)	Driver for each Entry (Cross-Use)	Entry Cap (Intra-Use)	Entry Cap (Cross-Use)
5.177.713.263	954.697.905	31.056.342	13.280.010
79.031.346	63.989.767	703.815	300.958
126.323.728	114.485.279	1.259.208	538.450
0	0	0	0
Totals:		33.019.364	14.119.419

Acc. to Art 5(5)(a)

Average distance (km) for each exit point to the group of entry points			
Ceršak	Rogatec	Šempeter pri Gorici	Slovenija
193,46	67,71	265,83	163,03

Entry tariffs		Exit tariffs			
		Ceršak	Rogatec	Šempeter pri Gorici	Slovenija
		0,40137	0,20334	0,79826	0,33296
Ceršak	0,44597				
Rogatec	0,42763				
Šempeter pri Gorici	0,44404				
Slovenija	0,43921				

Capacity revenue (€)	42.001.001
Entry share	50%
Exit share	50%

Entry revenues	21.000.586
Exit revenues	21.000.415

Entry revenues dedicated for Intra	14.710.308
Entry revenues dedicated for Cross	6.290.279
Exit revenues from Intra	17.717.589
Exit revenues from Cross	3.282.825
Revenue for Intra	32.427.897
Revenue for Cross	9.573.104

Acc. to Art 5(5)(c)

Acc. to Art 5(5)(b)

Cost driver for Entry Intra	5.383.068.337
Cost driver for Exit Intra	8.675.085.399
Cost driver for Intra	14.058.153.736
Cost driver for Entry Cross	1.133.172.951
Cost driver for Exit Cross	1.093.102.428
Cost driver for Cross	2.226.275.379

Izračun primerjalnega indeksa CAA - Matrična metoda

Izračunane tarife po varianti: Referenčna cena III - Z načrtovanim primanjkljajem

Vstopne tarife

Entry points	Tariff	Tariff (MAP)
Ceršak	0,12097	0,12097 €/kWh/day
Rogatec	0,02945	0,02945 €/kWh/day
Šempeter pri Gorici	0,08298	0,08298 €/kWh/day
Slovenija	0,07780	0,07780 €/kWh/day

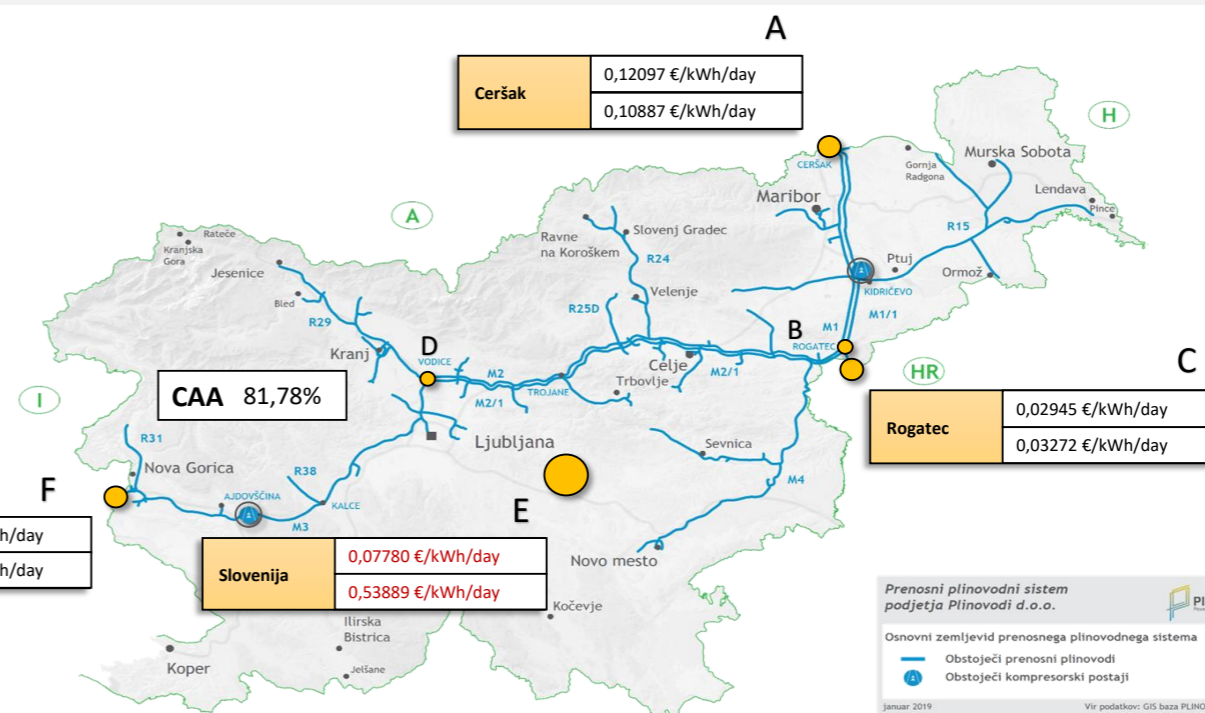
Izstopne tarife

Exit points	Tariff	Tariff (MAP)
Ceršak	0,10887	0,10887 €/kWh/day
Rogatec	0,03272	0,03272 €/kWh/day
Šempeter pri Gorici	0,09220	0,09220 €/kWh/day
Slovenija	0,53889	0,53889 €/kWh/day

	REZULTAT
Ratio intra	0,00232
Ratio cross	0,00097
CAA	81,78%
justification required	

Average booked capacity [kWh/day/year]			
Entry section		Exit section	
Ceršak	44.336.352	Ceršak	-
Rogatec	1.004.773	Rogatec	13.427.254
Šempeter pri Gorici	1.797.658	Šempeter pri Gorici	692.165
Slovenija	-	Slovenija	53.212.366

Šempeter pri Gorici	0,08298 €/kWh/day
	0,09220 €/kWh/day



Entry	Distance (km)			
	Exit			
	Ceršak	Rogatec	Šempeter pri Gorici	Slovenija
Ceršak	0,00	61,83	267,04	166,72
Rogatec	61,83	0,00	212,62	112,29
Šempeter pri Gorici	267,04	212,62	0,00	100,32
Slovenija	104,00	88,00	293,00	192,00

Average distance (km) for each entry point		
Entry points	to intra exits	to cross exits
Ceršak	166,72	71,89
Rogatec	112,29	212,62
Šempeter pri Gorici	100,32	212,62
Slovenija	192,00	98,05

Entry	Capacity (kWh/d)				Total
	Exit				
	Ceršak	Rogatec	Šempeter pri Gorici	Slovenija	
Ceršak					44.336.352
Rogatec					1.004.773
Šempeter pri Gorici					1.797.658
Slovenija					0
Total	0	13.427.254	692.165	53.212.366	
Drivers for Exit Points	0	909.101.412	184.001.016	8.675.085.399	

Driver for each Entry (Intra-Use)	Driver for each Entry (Cross-Use)	Entry Cap (Intra-Use)	Entry Cap (Cross-Use)
5.177.713.263	954.697.905	31.056.342	13.280.010
79.031.346	63.989.767	703.815	300.958
126.323.728	114.485.279	1.259.208	538.450
0	0	0	0
Totals:		33.019.364	14.119.419

Acc. to Art 5(5)(a)

Average distance (km) for each exit point to the group of entry points				
	Ceršak	Rogatec	Šempeter pri Gorici	Slovenija
	193,46	67,71	265,83	163,03

Entry tariffs		Exit tariffs			
		Ceršak	Rogatec	Šempeter pri Gorici	Slovenija
		0,10887	0,03272	0,09220	0,53889
Ceršak	0,12097				
Rogatec	0,02945				
Šempeter pri Gorici	0,08298				
Slovenija	0,07780				

Capacity revenue (€)	34.720.898
Entry share	16%
Exit share	84%

Entry revenues	5.542.129
Exit revenues	29.178.769

Entry revenues dedicated for Intra	3.882.102
Entry revenues dedicated for Cross	1.660.027
Exit revenues from Intra	28.675.612
Exit revenues from Cross	503.157
Revenue for Intra	32.557.714
Revenue for Cross	2.163.184

Acc. to Art 5(5)(c)

Acc. to Art 5(5)(b)

Cost driver for Entry Intra	5.383.068.337
Cost driver for Exit Intra	8.675.085.399
Cost driver for Intra	14.058.153.736
Cost driver for Entry Cross	1.133.172.951
Cost driver for Exit Cross	1.093.102.428
Cost driver for Cross	2.226.275.379

Izračun primerjalnega indeksa CAA - CWD metoda

Izračunane tarife po varianti: **Referenčna cena III - Z načrtovanim primanjkljajem**

Vstopne tarife

Entry points	Tarif
Ceršak	0,37775 €/kWh/day
Rogatec	0,36222 €/kWh/day
Šempeter pri Gorici	0,08298 €/kWh/day
Slovenija	0,27432 €/kWh/day

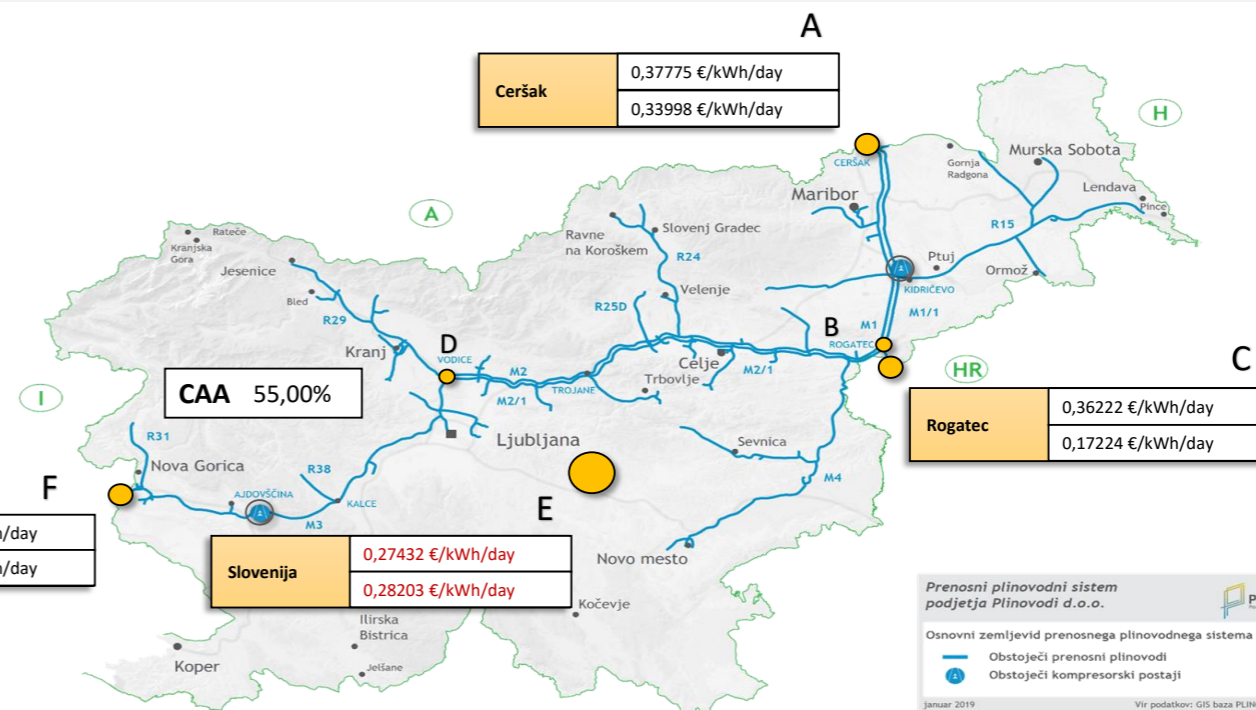
	REZULTAT
Ratio intra	0,00193
Ratio cross	0,00339
CAA	55,00%
justification required	

Izstopne tarife

Exit points	Tarif
Ceršak	0,33998 €/kWh/day
Rogatec	0,17224 €/kWh/day
Šempeter pri Gorici	0,09220 €/kWh/day
Slovenija	0,28203 €/kWh/day

Average booked capacity [kWh/day/year]			
Entry section		Exit section	
Ceršak	44.336.352	Ceršak	-
Rogatec	1.004.773	Rogatec	13.427.254
Šempeter pri Gorici	1.797.658	Šempeter pri Gorici	692.165
Slovenija	-	Slovenija	53.212.366

Šempeter pri Gorici	0,08298 €/kWh/day
	0,09220 €/kWh/day



Entry	Distance (km)			
	Ceršak	Rogatec	Šempeter pri Gorici	Slovenija
Ceršak	0,00	61,83	267,04	166,72
Rogatec	61,83	0,00	212,62	112,29
Šempeter pri Gorici	267,04	212,62	0,00	100,32
Slovenija	104,00	88,00	293,00	192,00

Entry points	Average distance (km) for each entry point	
	to intra exits	to cross exits
Ceršak	166,72	71,89
Rogatec	112,29	212,62
Šempeter pri Gorici	100,32	212,62
Slovenija	192,00	98,05

Entry	Capacity (kWh/d)				Total
	Ceršak	Rogatec	Šempeter pri Gorici	Slovenija	
Ceršak					44.336.352
Rogatec					1.004.773
Šempeter pri Gorici					1.797.658
Slovenija					0
Total	0	13.427.254	692.165	53.212.366	
Drivers for Exit Points	0	909.101.412	184.001.016	8.675.085.399	

Driver for each Entry (Intra-Use)	Driver for each Entry (Cross-Use)	Entry Cap (Intra-Use)	Entry Cap (Cross-Use)
5.177.713.263	954.697.905	31.056.342	13.280.010
79.031.346	63.989.767	703.815	300.958
126.323.728	114.485.279	1.259.208	538.450
0	0	0	0
Totals:		33.019.364	14.119.419

Acc. to Art 5(5)(a)

Average distance (km) for each exit point to the group of entry points			
Ceršak	Rogatec	Šempeter pri Gorici	Slovenija
193,46	67,71	265,83	163,03

Entry tariffs		Exit tariffs			
		Ceršak	Rogatec	Šempeter pri Gorici	Slovenija
		0,33998	0,17224	0,09220	0,28203
Ceršak	0,37775				
Rogatec	0,36222				
Šempeter pri Gorici	0,08298				
Slovenija	0,27432				

Capacity revenue (€)	34.645.187
Entry share	50%
Exit share	50%

Entry revenues	17.261.176
Exit revenues	17.384.011

Entry revenues dedicated for Intra	12.090.958
Entry revenues dedicated for Cross	5.170.218
Exit revenues from Intra	15.007.484
Exit revenues from Cross	2.376.528
Revenue for Intra	27.098.441
Revenue for Cross	7.546.746

Acc. to Art 5(5)(c)

Acc. to Art 5(5)(b)

Cost driver for Entry Intra	5.383.068.337
Cost driver for Exit Intra	8.675.085.399
Cost driver for Intra	14.058.153.736
Cost driver for Entry Cross	1.133.172.951
Cost driver for Exit Cross	1.093.102.428
Cost driver for Cross	2.226.275.379